

Nifty Snapshot

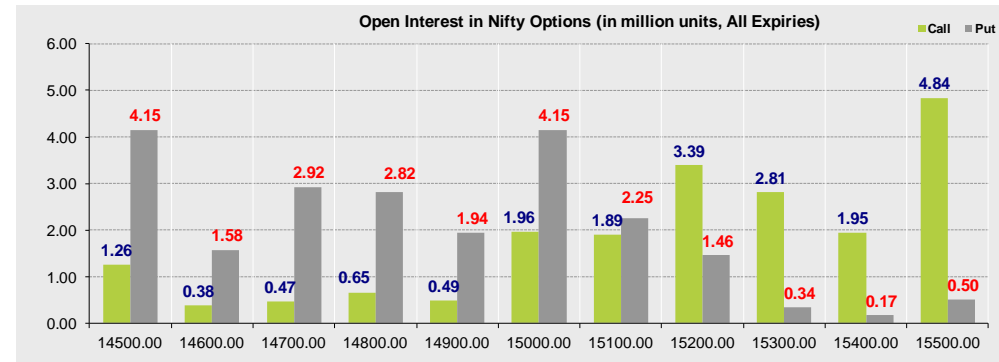
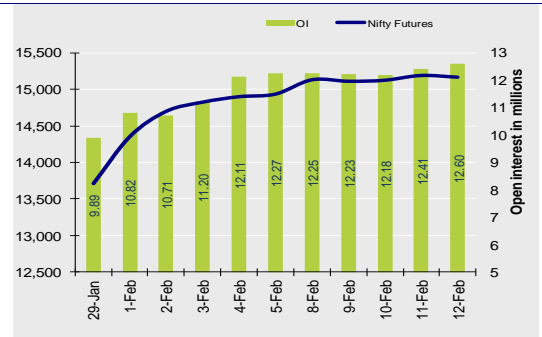
	Close	Prv Cl.	Ab chg	% chg
Spot	15,163.3	15,173.3	-10.00	-0.07
Futures	15,161.4	15,184.9	-23.50	-0.15
OI (ml shr)	12.60	12.41	0.20	1.60
Vol (lots)	126072	103437	22635	21.9
COC	-1.85	11.65	-13.50	-115.9
PCR-OI	1.38	1.36	0.02	1.3

Market Summary:

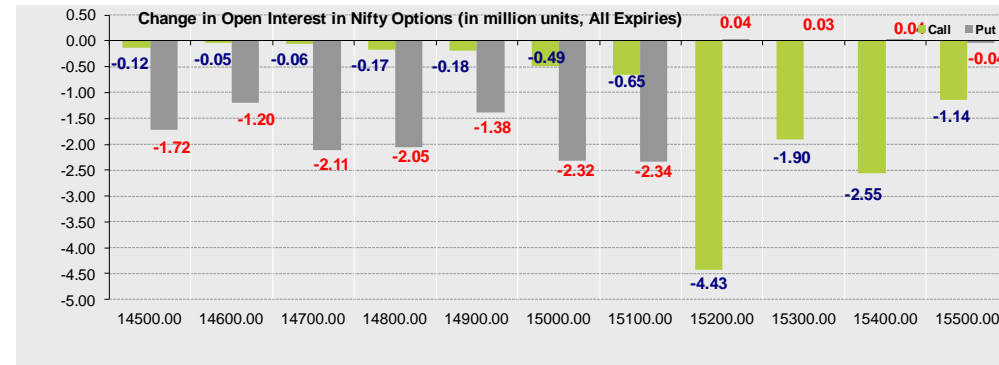
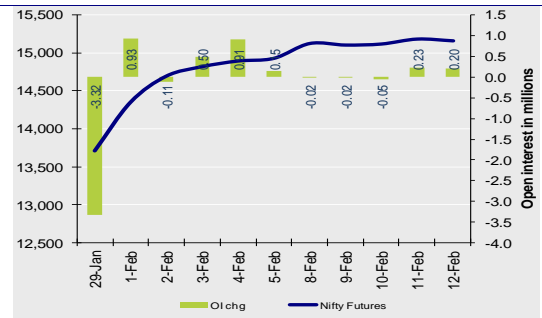
- Indian markets closed on a negative note where selling was mainly seen in FMCG, Pharma, Metals sectors. Nifty Feb Future closed at 15161.40 (down 23.50 points) at a discount of 1.85 pts to spot.
- FII's were net sellers in Cash to the tune of 37.33 Cr and were net sellers in index futures to the tune of 732.90 Cr.
- India VIX decreased by 3.93% to close at 22.14 touching an intraday high of 23.07.

Open Interest in Nifty Options:

Nifty Futures Price v/s OI



Nifty Futures Price v/s Change in OI



Institutional Activity in previous trading session

(in Rs cr.)	Buy	Sell	Net
Index Futures	3410.24	4143.14	-732.90
Index Options	262283.81	264738.1	-2454.38
Stock Futures	14221.62	14199.75	21.87
Stock Options	16028.65	16167.56	-138.91
FII Cash	4,252.21	4,289.54	-37.33
DII Cash	3,647.82	4,245.44	-597.62

Net FII Activity (in Rs cr.)

Date	Idx Fut	Stk Fut	Idx Opt	Cash
12-Feb	-732.9	21.9	-2454.4	-37.3
11-Feb	2.1	-284.9	2891.4	944.4
10-Feb	141.0	-242.0	2560.9	1787.0
9-Feb	370.7	38.3	-492.0	1300.7
8-Feb	490.6	908.5	-2860.1	1876.6
5-Feb	-460.7	-35.1	2404.3	1461.7

- The above second chart shows previous trading day's change in Nifty options where Liquidation in OI were seen in 15100, 15000, 14800 strike Puts and at 15100, 15200, 15400 strike Calls indicating market is likely to remain positive in the near term.

- Highest OI build-up is seen at 15500 strike Call and 15000 strike Put, to the tune of 4.84mn and 4.15mn respectively.

Outlook on Nifty:

- Index is likely to open on a positive note today and is likely to remain positive during the day.

Technical Pivot (Intraday):

	S2	S1	PIVOT	R1	R2
NIFTY	14990	15075	15155	15240	15320
BANKNIFTY	35440	35785	36065	36415	36695

Volume Buzzers (Contract wise)

Symbol	Current Volume	Volume Change	Price Chg	One Month Avg
SUNTV	3797	2366%	-1.4%	4040
CONCOR	12176	1033%	9.6%	2984
VOLTAS	18676	364%	-1.7%	3455
ASHOKLEY	12054	339%	-5.2%	5732
ADANIANT	10523	309%	8.9%	4221
MOTHERSUMI	30933	237%	10%	3489
GRASIM	6859	220%	0.4%	3987
TECHM	8236	197%	0.3%	5350
BHARATFORG	9272	165%	-1.1%	3340
INDUSINDBK	19635	159%	0.3%	14062

Stock Ideas

- ITC & RELIANCE calls of strike 230 & 2100 respectively were amongst the most active Calls whereas ITC & RELIANCE puts of strike 200 & 2000 respectively were amongst most active Puts.
- CONCOR & MOTHERSUMI are likely to show good strength whereas ASHOKLEY & DABUR are likely to show weakness in today's trading session.

(Price is in Rs; OI is in million units; Price chg and OI chg are in percentage) **NB RESEARCH**

Fresh Longs seen in:

Scrip	Price	Price chg	OI	OI Chg
CONCOR	550.5	9.6	7.4	24.3
PEL	1736.2	6.2	4.4	11.4
BANKNIFTY	36133	0.9	2.0	9.3

Fresh Shorts seen in:

Scrip	Price	Price chg	OI	OI Chg
ASHOKLEY	128.4	-5.2	45.4	12.8
ITC	213.4	-5.1	165	11.8
COALINDIA	134.2	-2.4	35.5	9.2

Short Covering seen in:

Scrip	Price	Price chg	OI	OI Chg
MOTHERSUMI	198.0	10.4	33.8	-10.4
ACC	1772.9	0.2	3.4	-9.1
AMBUJACEM	277.7	0.2	19.1	-7.4

Long Unwinding seen in:

Scrip	Price	Price chg	OI	OI Chg
DABUR	534.6	-0.3	11.9	-7.5
ICICIGI	1497.5	-0.2	1.1	-6.6
AUROPHARMA	928.4	-0.8	9.4	-6.4

FROM THE EQUITY DERIVATIVE DESK:

NIRAV HARISH CHHEDA
SENIOR DERIVATIVES AND TECHNICAL ANALYST
E-Mail: nirav.chheda@nirmalbang.com
Tel no: 6273-8199/8000

AMIT BHUPTANI
DERIVATIVES AND TECHNICAL ANALYST
E-Mail: amit.bhuptani@nirmalbang.com
Tel no: 6273-8242/8000

Technical Pivot (Intraday):

Script Name	S2	S1	PIVOT	R1	R2
CONCOR	475	513	534	572	593
ASHOKLEY	122	125	129	133	137
MOTHERSUMI	163	180	190	207	217
DABUR	526	530	537	542	549

Disclaimer

Nirmal Bang Securities Private Limited (hereinafter referred to as "NBSPL") is a registered Member of National Stock Exchange of India Limited, Bombay Stock Exchange Limited and MCX stock Exchange Limited. We have been granted certificate of Registration as a Research Analyst with SEBI. Registration no. is INH000001766 for the period 23.09.2015 to 22.09.2020.

NBSPL or its associates including its relatives/analyst do not hold any financial interest/beneficial ownership of more than 1% in the company covered by Analyst (in case any financial interest is held kindly disclose)

NBSPL or its associates/analyst has not received any compensation from the company covered by Analyst during the past twelve months. NBSPL /analyst has not served as an officer, director or employee of company covered by Analyst and has not been engaged in market making activity of the company covered by Analyst.

The views expressed are based solely on information available publicly and believed to be true. Investors are advised to independently evaluate the market conditions/risks involved before making any investment decision.

Stock Name	Call (Buy/Sell)	Entry price	Targets	Stop Loss	Duration	Status

NIFTY50 Options OI (CE OI = Resistance) (PE OI = Support)

Symbol	Highest CE OI	Highest PE OI	CMP
ADANIPTS	600	500	618
ASIANPAINT	2600	2300	2488
AXISBANK	800	700	751
BAJAJ-AUTO	4400	4100	4151
BAJAJFINSV	10500	9000	10302
BAJFINANCE	6000	5000	5589
BHARTIARTL	600	550	587
BPCL	420	400	404
BRITANNIA	3600	3400	3435
CIPLA	900	800	851
COALINDIA	150	130	134
DIVISLAB	4000	3400	3722
DRREDDY	5000	4500	4796
EICHERMOT	3000	2700	2785
GAIL	150	130	133
GRASIM	1300	1200	1244
HCLTECH	1000	900	963
HDFC	2800	2500	2793
HDFCBANK	1600	1500	1587
HDFCLIFE	760	700	711
HEROMOTOCO	3500	3400	3450
HINDALCO	300	250	291
HINDUNILVR	2300	2200	2247
ICICIBANK	650	600	649
ITC	230	200	213

NIFTY50 Options OI (CE OI = Resistance) (PE OI = Support)

Symbol	Highest CE OI	Highest PE OI	CMP
INDUSINDBK	1100	900	1029
INFY	1400	1260	1312
IOC	102.5	87.5	96
JSWSTEEL	420	400	404
KOTAKBANK	2000	1800	1955
LT	1600	1400	1522
M&M	1000	900	912
MARUTI	8000	7000	7593
NESTLEIND	18000	17000	17310
NTPC	100	90	96
ONGC	100	85	94
POWERGRID	220	200	213
RELIANCE	2100	1900	2044
SBILIFE	920	850	899
SBIN	400	390	394
SHREECEM	29000	23000	28085
SUNPHARMA	650	600	628
TATAMOTORS	330	300	326
TATASTEEL	800	600	683
TCS	3300	2500	3202
TECHM	1000	900	991
TITAN	1600	1400	1500
ULTRACEMCO	6500	6000	6424
UPL	600	500	537
WIPRO	500	400	442

DISCLOSURES

Research Reports that are published by Nirmal Bang Securities Private Limited (hereinafter referred to as "NBSPL") are for private circulation only. NBSPL is a registered Research Analyst under SEBI (Research Analyst) Regulations, 2014 having Registration no. INH000001766. NBSPL is also a registered Stock Broker with National Stock Exchange of India Limited, BSE Limited, Metropolitan Stock Exchange of India Limited, Multi Commodity Exchange of India Limited, National Commodity and Derivative Exchange Limited and Indian Commodity Exchange Limited in cash and Equity and Commodities derivatives segments.

NBSPL has other business divisions with independent research teams separated by Chinese walls, and therefore may, at times, have different or contrary views on stocks and markets.

NBSPL or its associates have not been debarred / suspended by SEBI or any other regulatory authority for accessing / dealing in securities Market. NBSPL, its associates or analyst or his relatives do not hold any financial interest (Except Investment) in the subject company. NBSPL or its associates or Analyst do not have any conflict or material conflict of interest at the time of publication of the research report with the subject company. NBSPL or its associates or Analyst or his relatives may or may not hold beneficial ownership of 1% or more in the subject company at the end of the month immediately preceding the date of publication of this research report.

NBSPL or its associates / analyst has not received any compensation / managed or co-managed public offering of securities of the company covered by Analyst during the past twelve months. NBSPL or its associates have not received any compensation or other benefits from the company covered by Analyst or third party in connection with the research report. Analyst has not served as an officer, director or employee of Subject Company. NBSPL / analyst has not been engaged in market making activity of the subject company. Analyst Certification: The research analysts and authors of these reports, hereby certify that the views expressed in this research report accurately reflects my/our personal views about the subject securities, issuers, products, sectors or industries. It is also certified that no part of the compensation of the analyst(s) was, is, or will be directly or indirectly related to the inclusion of specific recommendations or views in this research. The analyst(s) principally responsible for the preparation of this research report and has taken reasonable care to achieve and maintain independence and objectivity in making any recommendations.

DISCLAIMER

This report is for the personal information of the authorized recipient and does not construe to be any investment, legal or taxation advice to you. NBSPL is not soliciting any action based upon it. Nothing in this research shall be construed as a solicitation to buy or sell any security or product,

or to engage in or refrain from engaging in any such transaction. In preparing this research, we did not take into account the investment objectives, financial situation and particular needs of the reader.

This research has been prepared for the general use of the clients of NBSPL and must not be copied, either in whole or in part, or distributed or redistributed to any other person in any form. If you are not the intended recipient you must not use or disclose the information in this research in any way. Though disseminated to all the customers simultaneously, not all customers may receive this report at the same time. NBSPL will not treat recipients as customers by virtue of their receiving this report. This report is not directed or intended for distribution to or use by any person or entity resident in a state, country or any jurisdiction, where such distribution, publication, availability or use would be contrary to law, regulation or which would subject NBSPL & its group companies to registration or licensing requirements within such jurisdictions.

The report is based on the information obtained from sources believed to be reliable, but we do not make any representation or warranty that it is accurate, complete or up-to-date and it should not be relied upon as such. We accept no obligation to correct or update the information or opinions in it. NBSPL or any of its affiliates or employees shall not be in any way responsible for any loss or damage that may arise to any person from any inadvertent error in the information contained in this report. NBSPL or any of its affiliates or employees do not provide, at any time, any express or implied warranty of any kind, regarding any matter pertaining to this report, including without limitation the implied warranties of merchantability, fitness for a particular purpose, and non-infringement. The recipients of this report should rely on their own investigations.

This information is subject to change without any prior notice. NBSPL reserves its absolute discretion and right to make or refrain from making modifications and alterations to this statement from time to time. Nevertheless, NBSPL is committed to providing independent and transparent recommendations to its clients, and would be happy to provide information in response to specific client queries.

Before making an investment decision on the basis of this research, the reader needs to consider, with or without the assistance of an adviser, whether the advice is appropriate in light of their particular investment needs, objectives and financial circumstances. There are risks involved in securities trading. The price of securities can and does fluctuate, and an individual security may even become valueless. International investors are reminded of the additional risks inherent in international investments, such as currency fluctuations and international stock market or economic conditions, which may adversely affect the value of the investment. Opinions expressed are subject to change without any notice. Neither the company nor the director or the employees of NBSPL accept any liability whatsoever for any direct, indirect, consequential or other loss arising from any use of this research and/or further communication in relation to this research. Here it may be noted that neither NBSPL, nor its directors, employees, agents or representatives shall be liable for any damages whether direct or indirect, incidental, special or consequential including lost revenue or lost profit that may arise from or in connection with the use of the information contained in this report.

Copyright of this document vests exclusively with NBSPL.

Our reports are also available on our website www.nirmalbang.com